MICRO	REV.	DESCRIPTION	DATE	SIGN.	CHECK	APPR.
	A	ADD LABELS, CHANGE CIP TROUGH	OCT/21/10			
	B	ADD DRAIN LOCATIONS	OCT/28/10			
	C	FINALIZE DOOR LOCATIONS AND SIZES	NOV/5/10			

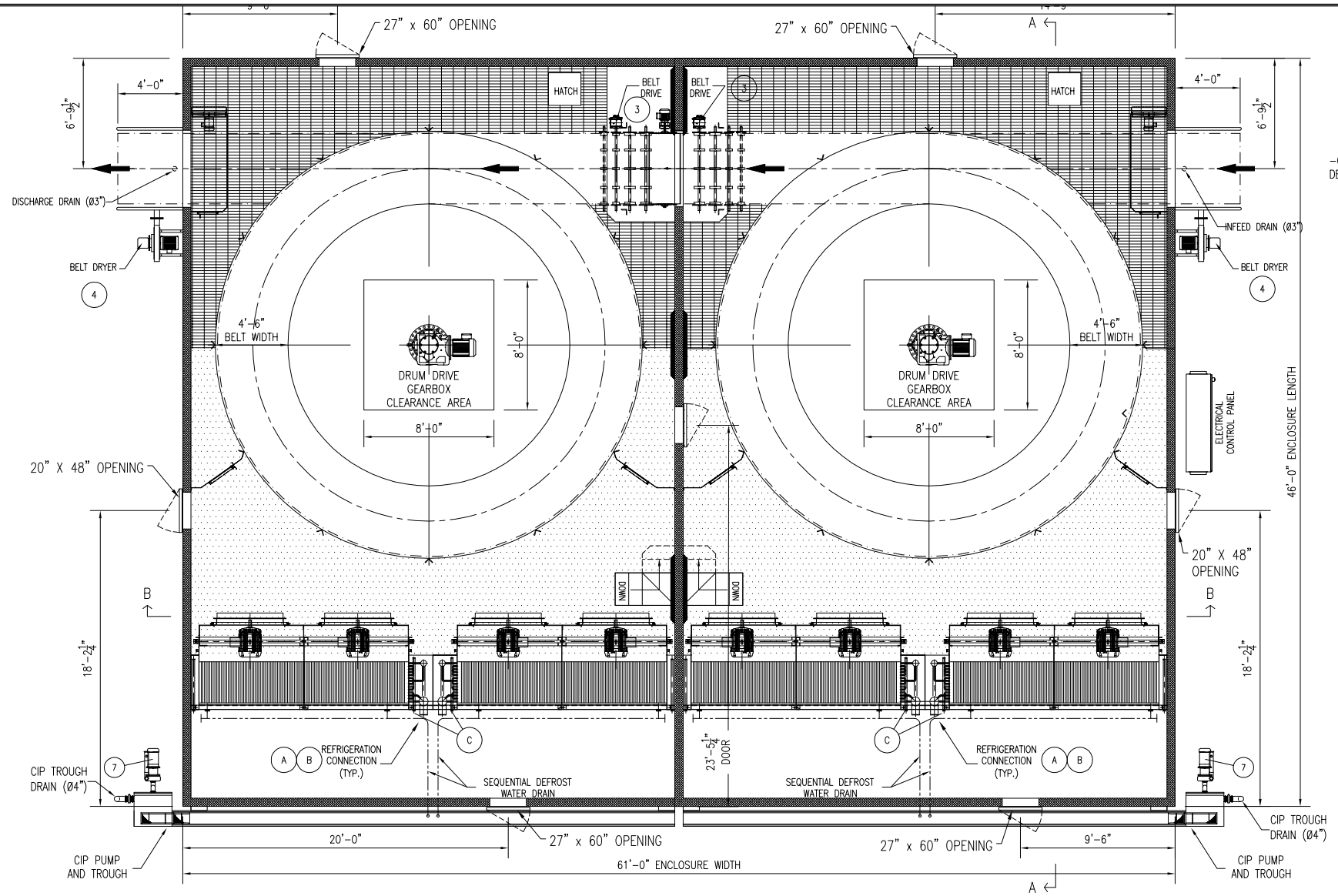

PLAN VIEW

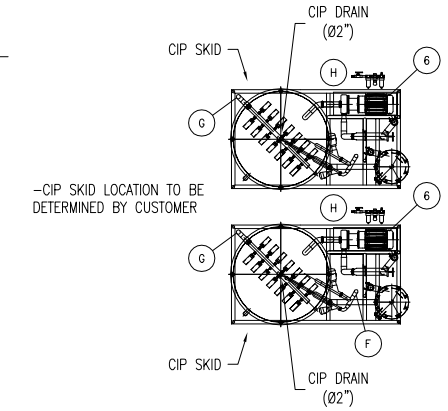

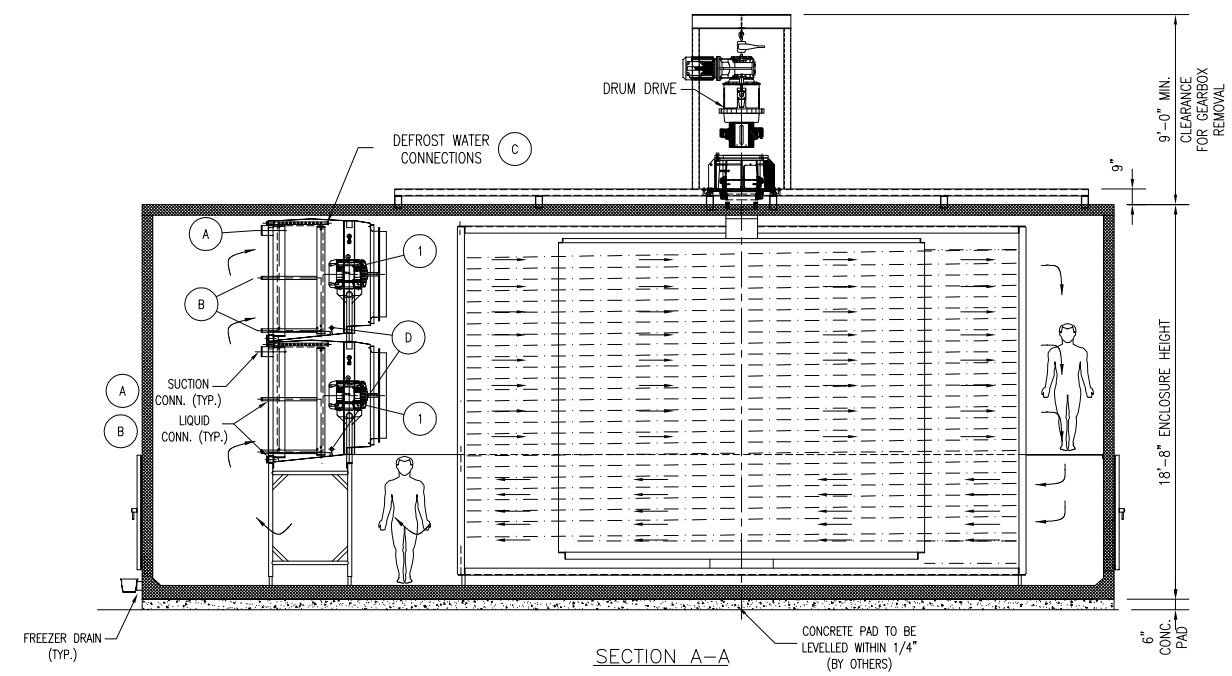

SECTION A–A

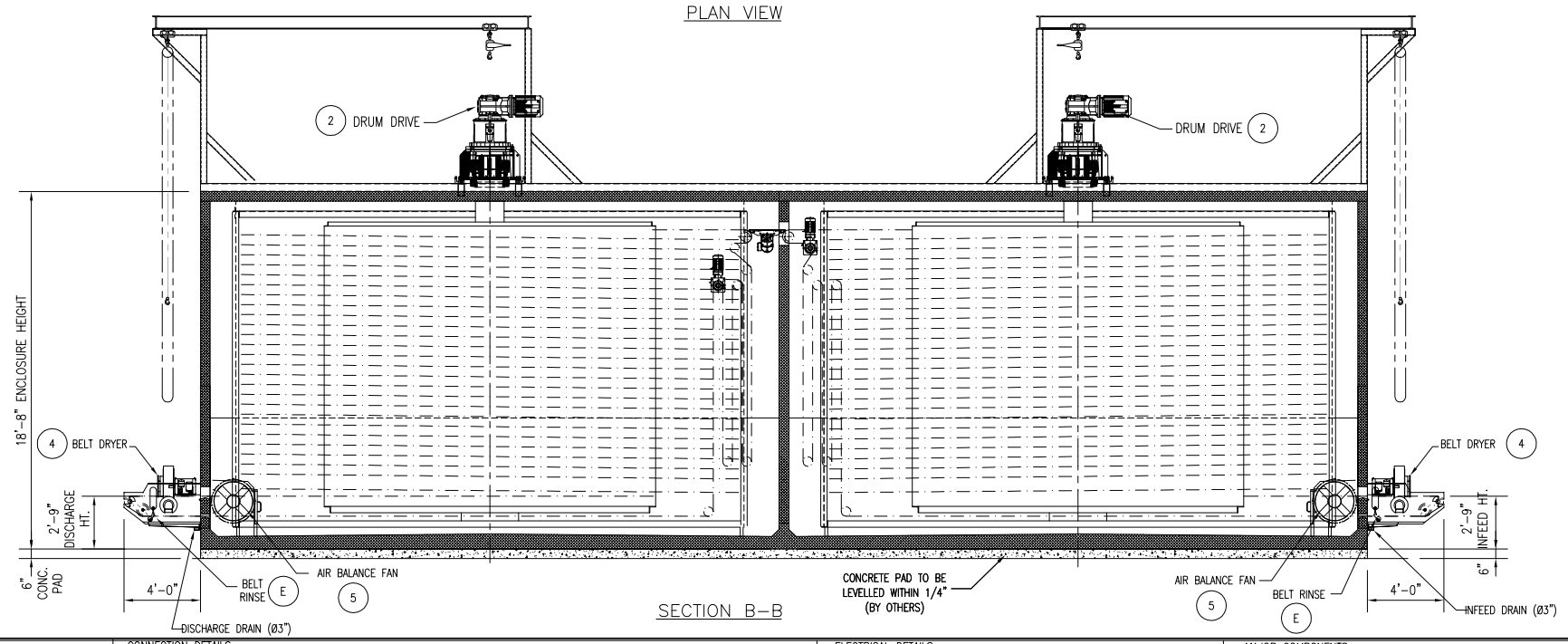

SECTION B–B

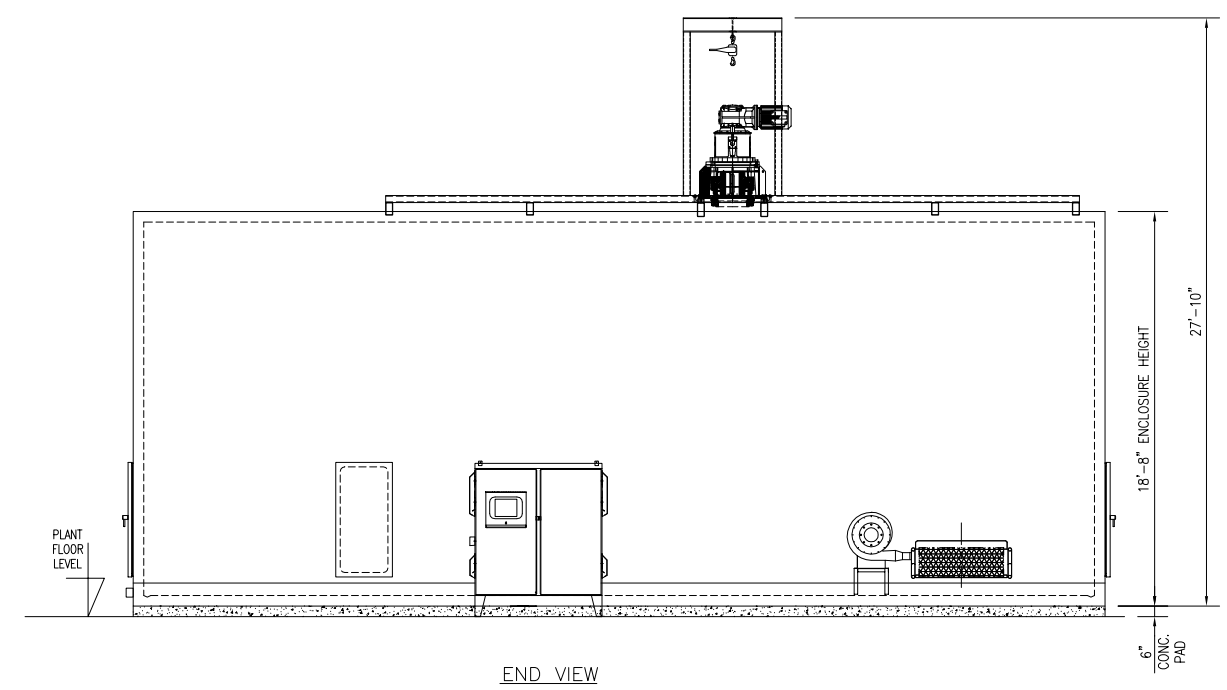

END VIEW

PRODUCT :	CONNECTION DETAILS:					ELECTRICAL DETAILS:					MAJOR COMPONENTS:			
Type: HOT POCKETS	No.:	Size/Spec.:	Connection Type:	Type:	Capacity:	No.:	Type:	Horse Power:	Voltage:	Amp:	Item:	Dimensions:	Unit Weight:	Qty:
Capacity: 17,250 lbs/hr (1000ppm)	A	– x –" SUCTION CONN.	SS304 PIPE PLAIN END	CO2	TOTAL 400 TR @ –45°F 4:1 RECIRC.	1	Freezer Fan Motor	16 x 20 Hp	460/3/60	30 A	Floor modules	TBD	TBD	TBD
Product Clearance: –"	B	– x –" LIQUID CONN.	SS304 PIPE PLAIN END	CO2	TOTAL 400 TR @ –45°F 4:1 RECIRC.	2	Drum Drive Motor	2 x 25 Hp	460/3/60	31.5 A	Freezer Coil	TBD	TBD	TBD
Product Size: 6.4"x2.5"x1.5"	C	2 x1 1/2" SS304 COIL DEFROST CONN.	FERRULE	WATER	100 GPM @ 30 PSI PER COIL	3	Auxiliary Drive Motor	2 x 2 Hp	460/3/60	3.1 A	Drum	TBD	TBD	TBD
Product Weight: 4.6oz (bulk)	D	1 x1 1/2" SS304 SEQ. DEF. PAN RINSE CONN.	FERRULE	WATER	50 GPM @ 30 PSI PER COIL	4	Belt Dryer Fan Motor	2 x 5 Hp	460/3/60	5.7 A				
Product loading: 1.5 lb/ft^2	E	1 x1 1/2" SS304 PIPE BELT RINSE	SS304 MPT	WATER	50 GPM @ 20 PSI	5	Balance Fan Motor	2 x 2 Hp	460/3/60	2.7 A				
PRODUCT TEMP.:	F	1 x 2" 304SS PIPE CIP WATER	2" SS304 COUPLING	WATER	200 GPM	6	CIP supply pump	2 x30 Hp	460/3/60	33 amp				
In: 160–185 °F	G	1 x 2" 304SS PIPE CIP STEAM	2" NPT ANGLE SEAT VALVE	STEAM	9300 LB/HR @ 100 PSI	7	CIP return pump	2 x20 Hp	460/3/60	23 amp				
Out: 0 °F	H	1 x 3/8" TUBE	TUBE FITTING	AIR	15 CFM @ 100 PSI		Total Amp (FLA) = 580 amp Main Breaker = 800 amp							

CONFIDENTIAL

This drawing and all designs, details, inventions, or developments covered thereby are confidential and the exclusive property of AERO Heat Exchanger Inc. which reserves all patent or other rights. Copying, reproduction, or duplication, in whole or in part, is forbidden unless expressly authorized by AERO Heat Exchanger Inc. Any such copies shall also be the exclusive property of AERO Heat Exchanger Inc. This drawing and any such copies shall be returned when requested and used subjected to above conditions only on authorized Company work.

AEROFREEZE RICHMOND B.C. CANADA REDMOND WA. U.S.A.

NESTLE, JONSBORO
FREEZE Model 5220–2x26–156
Spiral Freezer Layout

DRAWN	CHECK	APPR.
K.H.		
DATE	SCALE	
OCT/17/10	NTS	
DRAWING No. 00111-01		REV. C

This drawing remains the property of Aerofreeze Incorporated, reproduction in any manner without written consent is not allowed. This drawing may not be shown nor given to third parties. Do not scale this drawing.